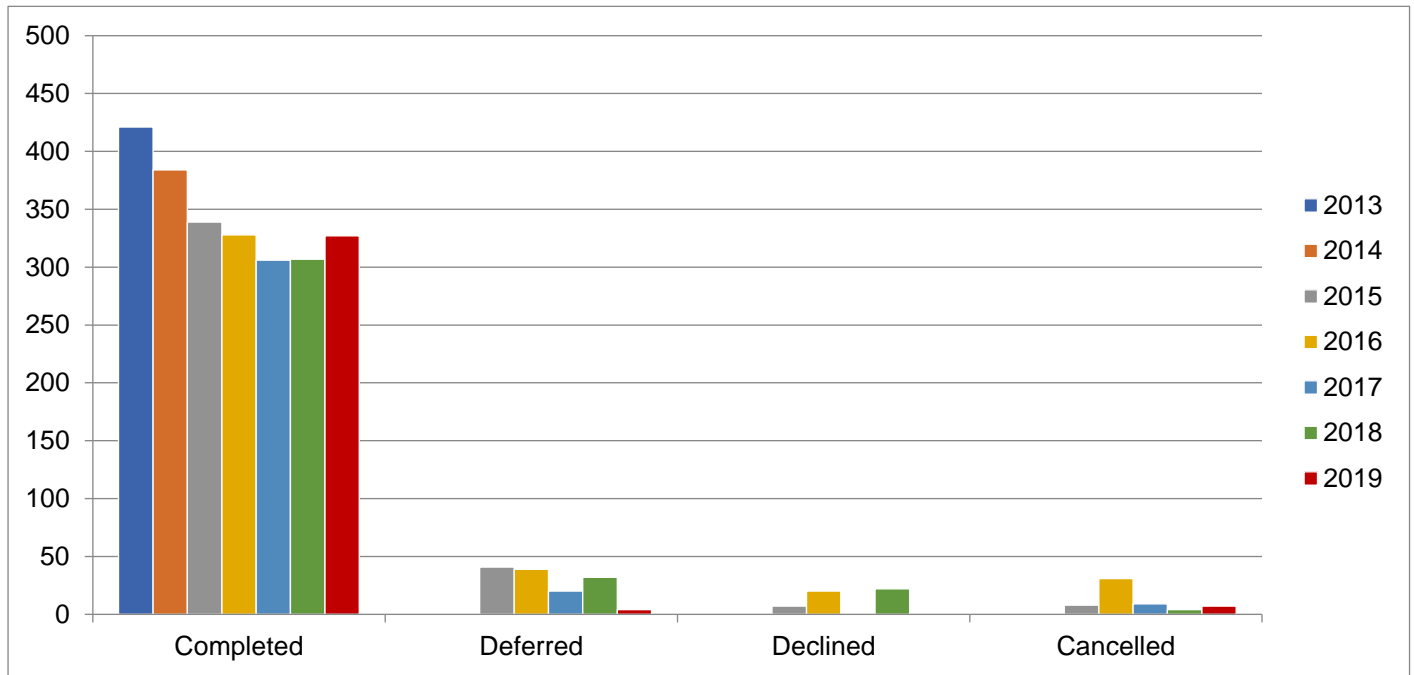


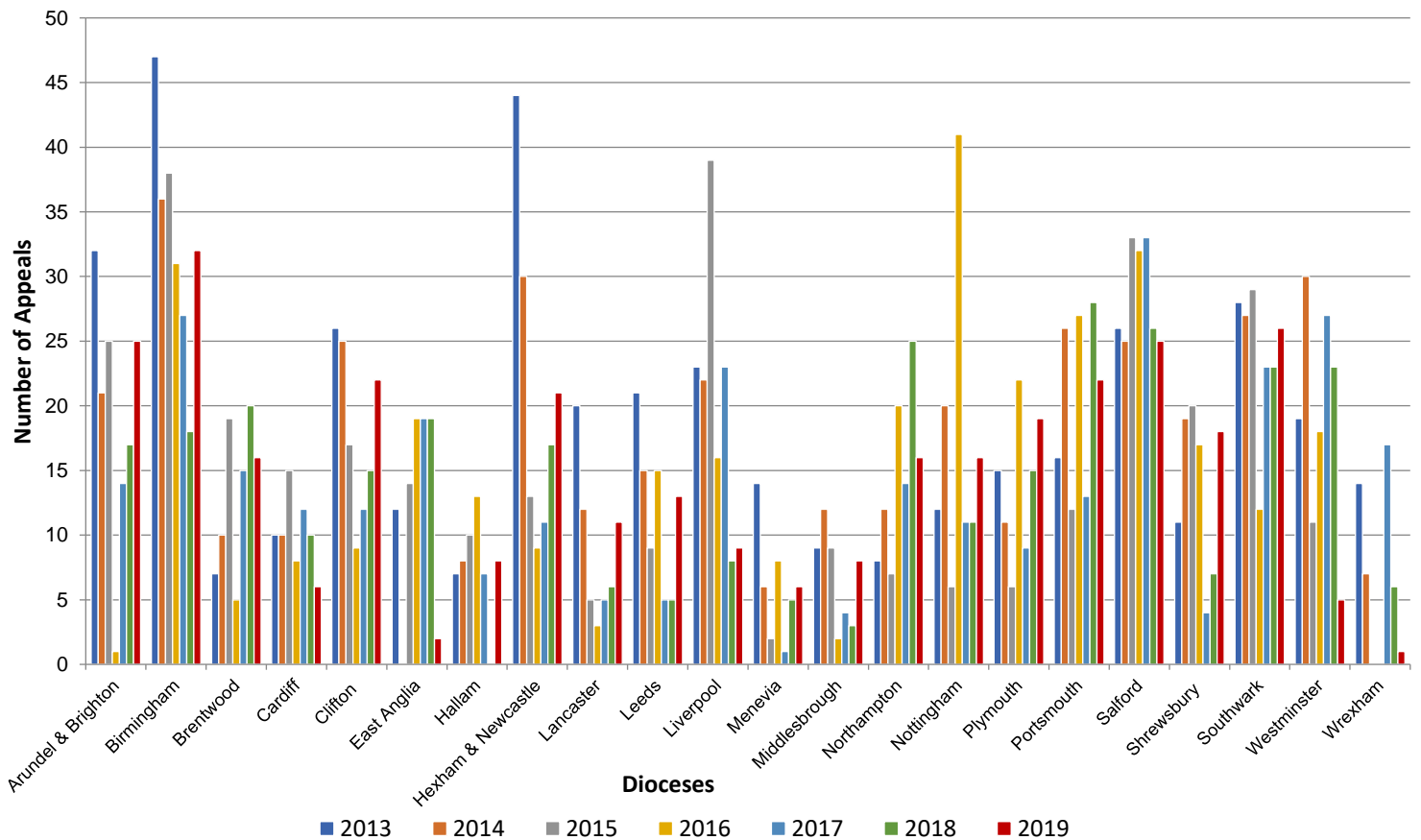
Red Box Appeals 2019



Appeals 2013-2019



Appeals per diocese 2013-2019



Diocesan breakdown

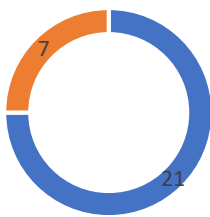
Diocese	No. Parishes	Mass Attendance	2013	2014	2015	2016	2017	2018	2019
Arundel & Brighton		34,430	32	21	25	1	14	17	25
Birmingham	266	58,300	47	36	38	31	27	18	32
Brentwood	121	46,393	7	10	19	5	15	20	16
Cardiff	84	14,093	10	10	15	8	12	10	6
Clifton	130	28,848	26	25	17	9	12	15	22
East Anglia	98	25,011	12	0	14	19	19	19	2
Hallam	64	11,119	7	8	10	13	7	0	8
Hexham & Newcastle	177	31,108	44	30	13	9	11	17	21
Lancaster	109	15,333	20	12	5	3	5	6	11
Leeds	115	28,000	21	15	9	15	5	5	13
Liverpool	208	37,066	23	22	39	16	23	8	9
Menevia	54	6,146	14	6	2	8	1	5	6
Middlesbrough	79	???	9	12	9	2	4	3	8
Northampton	98	27,486	8	12	7	20	14	25	16
Nottingham	149	30,233	12	20	6	41	11	11	16
Plymouth	105	13,111	15	11	6	22	9	15	19
Portsmouth	144	33,891	16	26	12	27	13	28	22
Salford	184	43,434	26	25	33	32	33	26	25
Shrewsbury	119	27,120	11	19	20	17	4	7	18
Southwark	208	84,946	28	27	29	12	23	23	26
Westminster	215	144,223	19	30	11	18	27	23	5
Wrexham	66	6,127	14	7			17	6	1
Grand Total	2,925	746,418	421	384	339	328	306	307	327

NOTE
2925 parishes = 585 Appeals per year for 5 years

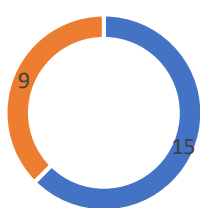
New Members		7710	7329	7981	6026	6147	5190	6136
Average per Appeal		18	19	24	18	20	17	19

New Gift Aid Members		3296	2866	2459	1867	1853	1830	2673
		43%	39%	31%	31%	30%	35%	44%
Direct Members		516	508	571	470	462	411	743
		7%	7%	7%	8%	8%	8%	12%

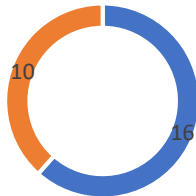
Appealers 2015



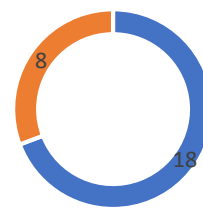
Appealers 2016



Appealers 2017

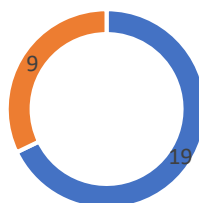


Appealers 2018



■ MHM Appealers ■ Lay Appealers

Appealers 2019



Stephen Davies
23 April 2020
stephen@missio.org.uk
020 7821 9755
07793 038 065